





PHARMACOLOGY & INTRAPERITONEAL DELIVERY



- TERMS
- INTRODUCTION
- 80s versus PRESENT

- 
- UNIVERSITY of LEYDEN, NL, EUROPE
 - NCI/NIH MD, USA
 - EMORY UNIVERSITY, Atlanta, GA, USA
 - UNIVERSITY of ANTWERP, B, EUROPE
 - UNIVERSITIES GOTTINGEN, ULM, D, EUROPE
 - UNIVERSITY ROMA, I, EUROPE
 - TOKYO CANCER INSTITUTE, Tokyo, JAP
 - SHANDONG UNIVERSITY, CHINA
 - UNIVERSITY of ROTTERDAM, RCC, NI, EUROPE,

ernst.debruijn@med.kuleuven.be

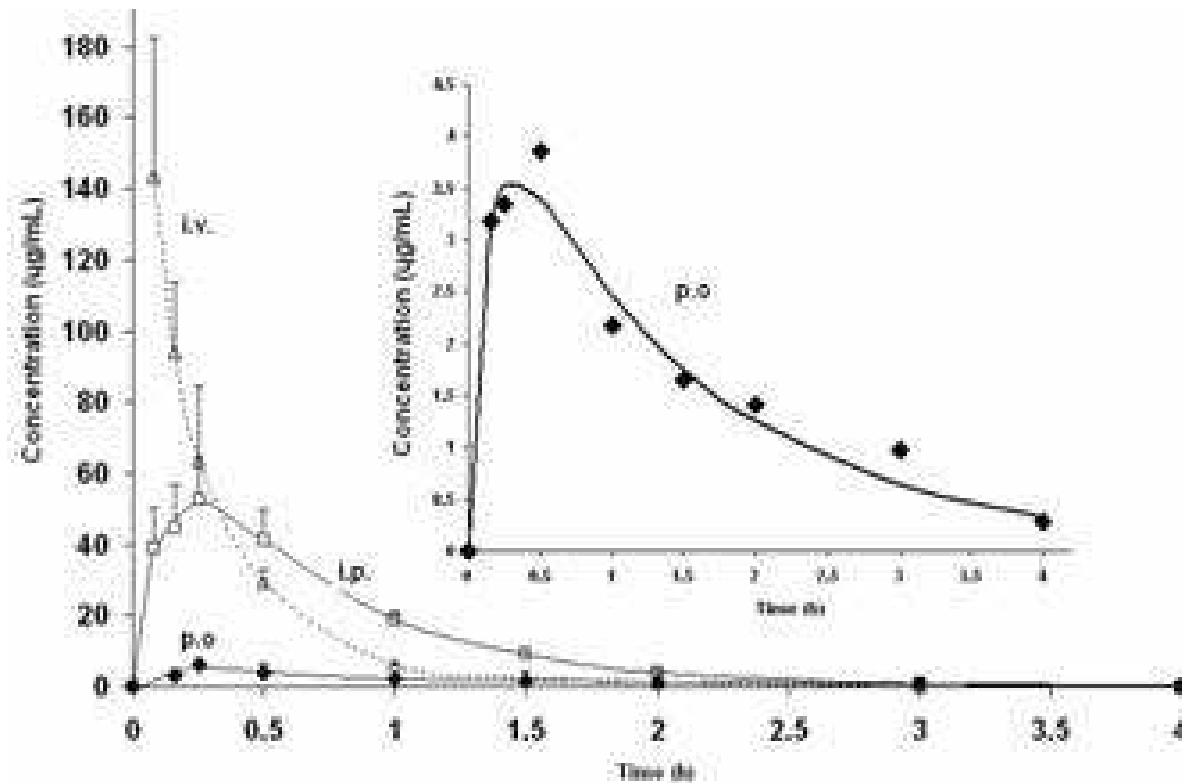
- 
- MMC: THE ISSUE IS THE SIZE OF THE TISSUE
 - IP chemo: Optimal Efficacy at $V_t \leq 1.0$ cm
 - IP efficacy: $1.0 \text{ cm} > 1 - 3 \text{ cm} \gg 3 \text{ cm}$



80's VERSUS PRESENT

- steep dose response - is it really steep?
- tumour tissue - tissue heterogeneity
- exposure time - mean residence time
- agents < 10 - agents > 10
- $C_{ip} > C_{pov} > C_{pea} > C_{hv}$ - and the blood cells?
- bioactivation - bioreduction (JAIN et al)
- local recurrence - distant recurrence

PLASMA CONCENTRATION TIME CURVE INTRAPERITONEAL





- Qs:

- do we need specially designed agents?
- need for supportive treatment for distant metastases?
- is tumour mass definition for drug distribution needed?
- pasporting (transporter) proteins > proteomics required?
- can we use MRTip~MRTpo >>MRTiv?
- is there something missing?.....YES!!!

MESED INSTRUMENT

